



Film capacitors – AC capacitors

Motor run capacitors

400 V; class B; 85 °C / 420 V; class C; 85 °C

Series/Type: B32330/B32332 – MotorCap™

Date: October 2007

Version: 2.0

Construction

- Dielectric: polypropylene film
- Aluminum can
- Soft polyurethane resin

Features

- Self-healing properties
- Low dissipation factor
- Overpressure disconnection device
- Highest safety level P2 to IEC 60252-1 2001-02
- High insulation resistance
- UL approval **CRA US**

Typical applications

- For general sine wave applications, mainly as motor run capacitor

Terminals

- B32330 series: single fast on 6.3 × 0.8 mm
- B32332 series: double fast on 6.3 × 0.8 mm



Mounting parts (optional)

- Threaded stud at bottom of can (M8, max. torque = 5 Nm)

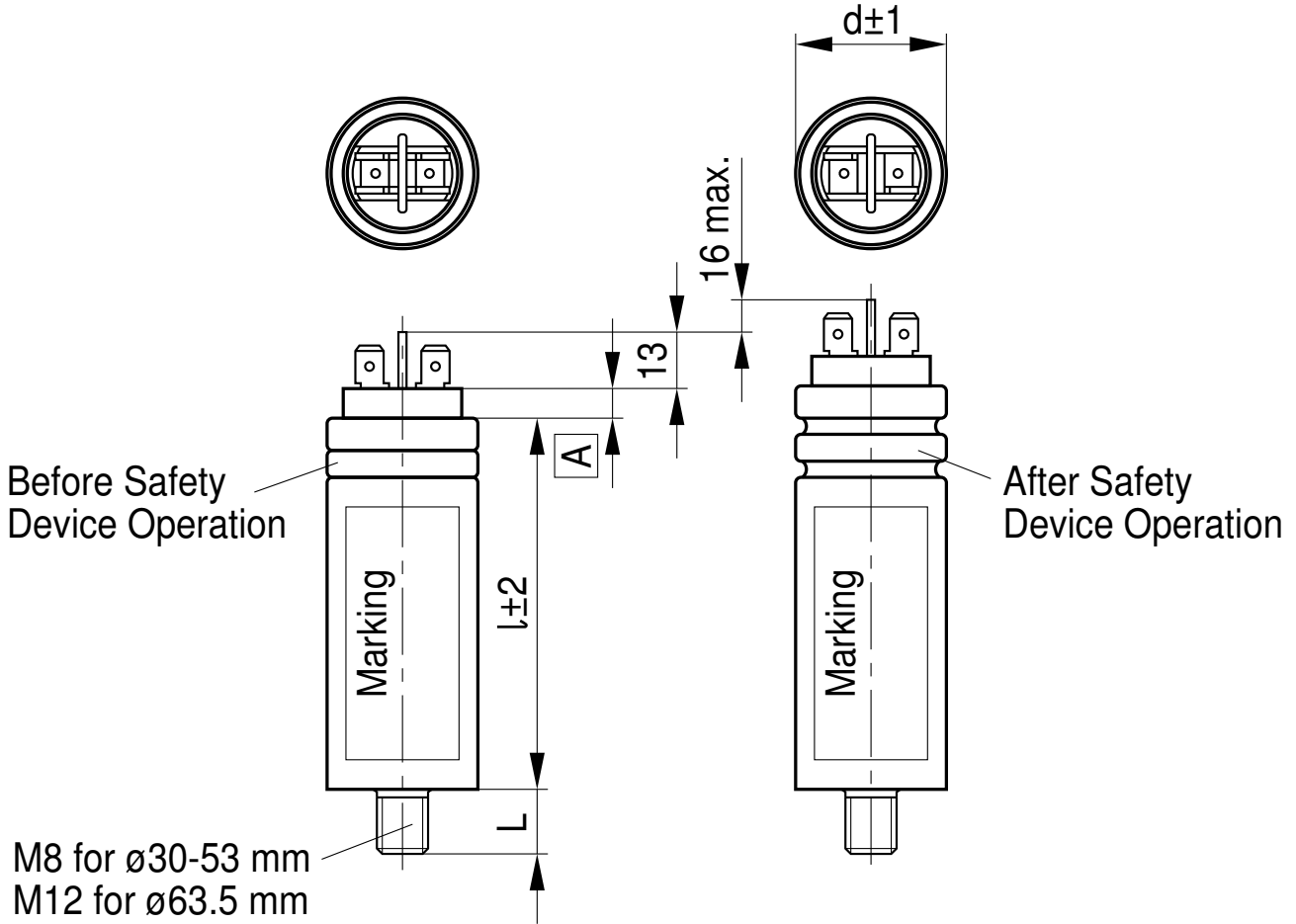


Technical data and specifications	
Reference standards	IEC 60252-1 2001-02, EN 60252 2001, UL 810
Safety class to IEC 60252-1 2001-02	P2
Life expectancy to IEC 60252 2001	400 V: 10,000 h (class B) 420 V: 3,000 h (class C)
UL 810 file E106388	Approved component 10000 AFC protected
Rated capacitance C_R	See dimensions table
Tolerance	±5%
Rated voltage V_R	400 V, 420 V
Rated frequency f_R	50/60 Hz

Maximum ratings	
Maximum permissible voltage V_{\max}	$1.1 \cdot V_R$ ($V_R =$ Rated voltage)
Maximum permissible current I_{\max}	$1.3 \cdot I_R$ ($I_R =$ Rated current)
Test data	
AC test voltage terminal to terminal V_{TT}	$2 \cdot V_R$, 60 s (type test) $2 \cdot V_R$, 2 s (routine test)
Insulation voltage terminals to case	2,000 V AC, 60 s (type test) 2,000 V AC, 2 s (routine test)
Insulation resistance R_{ins} or time constant τ at 20 °C, rel. Humidity $\leq 65\%$ (minimum as-delivered values)	3,000 s
Dissipation factor $\tan \delta$ at 20 °C	$\leq 1,0 \cdot 10^{-3}$ (120 Hz)
Maximum rate of voltage rise dV/dt_{\max}	10 V/ μs
Climatic data	
Climatic category	25/085/21 to IEC 60068-1
Lower category T_{\min}	-25 °C
Upper category T_{\max}	+85 °C
Damp heat test t_{test}	21 days
Mechanical and thermal properties	
Ball pressure test to IEC 60309-1 sec. 27.3	20 N at 125 °C
Top disk material	
Option A: <ul style="list-style-type: none"> ■ UL 94 V2 compatible ■ Glow wire test to IEC 60695-2-11 Test temperature 550 °C for $I_R \leq 0.5$ A Test temperature 850 °C for $I_R > 0.5$ A 	Self-extinguish within 30 seconds of withdrawing glow wire
Option B: <ul style="list-style-type: none"> ■ UL 94 V2/V0 compatible ■ Glow wire test to IEC60335-1 / IEC 60695-2-11 Test temperature 550 °C / 750 °C ■ Part is compatible to EN 60335-1 	Self-extinguish within 2 seconds of withdrawing glow wire
Tracking test to IEC 60112 solution A	> 250 V

Compatibility to RoHS	
Compliance to directive 2002/95/EC	
Approvals	
VDE 400 V / 85 °C: 10,000 h (class B) 420 V / 85 °C: 3,000 h (class C) See table for approved ratings	Approved Approved
c  us UL 810 files E106388 See table for approved ratings	Approved Component 10000 AFC protected

Dimensional drawings B32330/B32332



 According to DIN 6797-A

 According to DIN 934

KMK1156-A-E

M8 bolt: L = 12 mm
M12 bolt: L = 16 mm

A = 5 mm for diameter d = 30, 35, 40, 45 mm
A = 0 mm for diameter d = 50, 53, 63.5 mm

Ordering codes and packing units

V _R V AC	C _R μF	Max. dimensions d × l mm	Ordering code	Packing units pcs.	Approvals	
					VDE	UL
400 / 420	1.0	30 × 52	B3233*B4105J0#1	on request	Yes	-
	1.5	30 × 52	B3233*B4155J0#1	on request	Yes	-
	2.0	30 × 52	B3233*B4205J0#1	on request	Yes	-
	2.5	30 × 52	B3233*B4255J0#1	on request	Yes	-
	3.0	30 × 68	B3233*B4305J0#0	on request	Yes	Yes
	3.0	30 × 52	B3233*B4305J0#1	on request	Yes	-
	3.5	30 × 68	B3233*B4355J0#0	on request	Yes	Yes
	3.5	30 × 52	B3233*B4355J0#1	on request	Yes	-
	4.0	30 × 68	B3233*B4405J0#0	on request	Yes	Yes
	4.0	30 × 52	B3233*B4405J0#1	on request	Yes	-
	5.0	30 × 68	B3233*B4505J0#0	on request	Yes	Yes
	5.0	30 × 52	B3233*B4505J0#1	on request	Yes	-
	6.0	30 × 68	B3233*B4605J0#0	on request	Yes	Yes
	7.0	30 × 78	B3233*B4705J0#0	on request	Yes	Yes
	7.5	30 × 78	B3233*B4755J0#0	on request	Yes	Yes
	8.0	30 × 78	B3233*B4805J0#0	on request	Yes	Yes
	10.0	30 × 78	B3233*B4106J0#0	on request	Yes	Yes
	12.0	40 × 78	B3233*B4126J0#0	on request	Yes	Yes
	15.0	40 × 78	B3233*B4156J0#0	on request	Yes	Yes
	20.0	40 × 78	B3233*B4206J0#0	on request	Yes	Yes
	25.0	40 × 103	B3233*B4256J0#0	on request	Yes	Yes
	30.0	40 × 103	B3233*B4306J0#0	on request	Yes	Yes
	35.0	45 × 103	B3233*B4356J0#0	on request	Yes	Yes
	40.0	45 × 103	B3233*B4406J0#1	on request	Yes	Yes
	45.0	50 × 105	B3233*B4456J0#1	on request	Yes	Yes
	50.0	50 × 107	B3233*B4506J0#2	on request	Yes	Yes
	60.0	53 × 105	B3233*B4606J0#2	on request	Yes	Yes

Composition of ordering code:

*: terminals

0 – single fast on terminals

2 – double fast on terminals

#: construction of can and plastic top

5 – aluminum can, Option A: UL 94 V2 top

6 – aluminum can, Option B: UL 94 V2/V0 top/IEC 60335-1

7 – aluminum can with M 8 bolt, Option A: UL 94 V2 top

8 – aluminum can with M 8 bolt, Option B: UL 94 V2/V0 top/IEC 60335-1

⚠ Please read “Applications warning, installation and maintenance instructions” and the “General Safety Data Sheet for Power Capacitors” issued by ZVEI, which are available on the Internet at www.epcos.com/ac_capacitors, to ensure optimum performance and to prevent products from failing, and in worst case, bursting and fire. Information given in the data sheet reflects typical specifications. You are kindly requested to approve our product specifications or request our approval for your specification before ordering.

Important notes

The following applies to all products named in this publication:

1. Some parts of this publication contain **statements about the suitability of our products for certain areas of application**. These statements are based on our knowledge of typical requirements that are often placed on our products in the areas of application concerned. We nevertheless expressly point out **that such statements cannot be regarded as binding statements about the suitability of our products for a particular customer application**. As a rule, EPCOS is either unfamiliar with individual customer applications or less familiar with them than the customers themselves. For these reasons, it is always ultimately incumbent on the customer to check and decide whether an EPCOS product with the properties described in the product specification is suitable for use in a particular customer application.
2. We also point out that **in individual cases, a malfunction of passive electronic components or failure before the end of their usual service life cannot be completely ruled out in the current state of the art, even if they are operated as specified**. In customer applications requiring a very high level of operational safety and especially in customer applications in which the malfunction or failure of a passive electronic component could endanger human life or health (e.g. in accident prevention or lifesaving systems), it must therefore be ensured by means of suitable design of the customer application or other action taken by the customer (e.g. installation of protective circuitry or redundancy) that no injury or damage is sustained by third parties in the event of malfunction or failure of a passive electronic component.
3. **The warnings, cautions and product specific notes must be observed.**
4. In order to satisfy certain technical requirements, **some of the products described in this publication may contain substances subject to restrictions in certain jurisdictions (e.g. because they are classed as “hazardous”)**. Useful information on this will be found in our Material Data Sheets on the Internet (www.epcos.com/material). Should you have any more detailed questions, please contact our sales offices.
5. We constantly strive to improve our products. Consequently, **the products described in this publication may change from time to time**. The same is true of the corresponding product specifications. Please check therefore to what extent product descriptions and specifications contained in this publication are still applicable before or when you place an order.
We also reserve the right to discontinue production and delivery of products. Consequently, we cannot guarantee that all products named in this publication will always be available.
6. Unless otherwise agreed in individual contracts, **all orders are subject to the current version of the “General Terms of Delivery for Products and Services in the Electrical Industry” published by the German Electrical and Electronics Industry Association (ZVEI)**.
7. The trade names EPCOS, BAOKE, Alu-X, CeraDiode, CSSP, MiniBlue, MKK, MLSC, MotorCap, PCC, PhaseCap, PhaseMod, SIFI, SIKOREL, SilverCap, SIMDAD, SIMID, SineFormer, SIOV, SIP5D, SIP5K, ThermoFuse, WindCap are **trademarks registered or pending** in Europe and in other countries. Further information will be found on the Internet at www.epcos.com/trademarks.